

# *Transition to Secondary School*

My Name is:

---

My Primary School is:

---

My Secondary School will be:

---

# Contents

	Page Number
Moving from Primary to Secondary School	3
My Secondary School	4
My Secondary School Times	5
Travelling to Secondary School	6
Finding Your Way around Secondary School	7
Secondary School Maps	8
Secondary School Lessons, Timetables & Planners	9
Secondary School Timetables	10
Secondary School Timetable Examples	11
Homework at Secondary School	13
Homework Quiz	14
Homework Quiz Answers	15
Equipment at Secondary School	16
Being Organised	17
Secondary School Rules	18
Problem Solving	19
Rules on Mobile Phones in Secondary Schools	20
Secondary School Uniform	21
Meeting and Making New Friends	22
'All About Me' Passport	25
Summary and Good Luck!	27

# Moving from Primary to Secondary School

At the end of Year 6, pupils move from primary school to Year 7 at secondary school. This is a big change. Changes are sometimes called 'transitions'.

Some pupils can feel a bit nervous or anxious about this change, this is OK. Some pupils feel excited about this change as it shows they are growing up and becoming more independent. You might feel nervous, excited or some other feeling. All these feelings and emotions are normal for children to feel at this time.

"I am feeling \_\_\_\_\_ about transitioning to secondary school".



This Transition Booklet can help prepare you for the changes involved in transition to secondary school and the differences between primary and secondary school.

Let's get started!



shutterstock.com • 678294964



# My Secondary School

My secondary school will be:

---

Let's look on-line at your secondary school website to find out some information about your school.

The address of my secondary school is:

---


---

---

The telephone number is: \_\_\_\_\_

The name of the head-teacher is \_\_\_\_\_

Pictures of my Secondary School



# My Secondary School Times

One of the differences between primary and secondary school is the timings of the school day. Let's find out the timings for your secondary school:

School will start at \_\_\_\_\_ and finish at \_\_\_\_\_.

At secondary school, playtime is usually called 'break time'. Break time at my school will start at \_\_\_\_\_ and end at \_\_\_\_\_.



Lunch time will start at \_\_\_\_\_ and end at \_\_\_\_\_.

You can take a packed lunch to secondary school or buy and eat your lunch in the canteen. You can look at the school website to see the lunch menus and decide what you might like to eat.



Lunch at secondary school is usually 'cashless'. This doesn't mean you don't have to pay, it means you do not need to carry money to pay for your lunch. This is paid in advance and a machine reads your fingerprint or thumbprint to get pay your lunch!

# Travelling to Secondary School

Another difference with secondary school, is that it might be further away from your home (or it might be closer). How will you travel to your new secondary school?

"I will travel by car / bus / walking / bike / train."

(circle the right one)



"To get to school on time, I will need to leave my house at about \_\_\_\_\_."



It is a good idea to practice this journey with your parents or carers so when you start in September, you know the route and where to go. You can draw a plan of your journey below or draw a picture of how you will travel to secondary school.

# Finding Your Way around Secondary School

Another difference between primary and secondary school is that secondary schools are usually a lot bigger than primary schools. Look at your secondary school website to see the buildings, playgrounds and how big the school is.

What words do you think describe your secondary school?

---

---

Sometimes, Year 7 pupils may feel a little worried about getting lost, or not being able to find their classrooms in secondary school. Some secondary schools have numbers on the classroom doors, some have colour coded corridors.



Can you think of two things you could do if you got lost at secondary school?



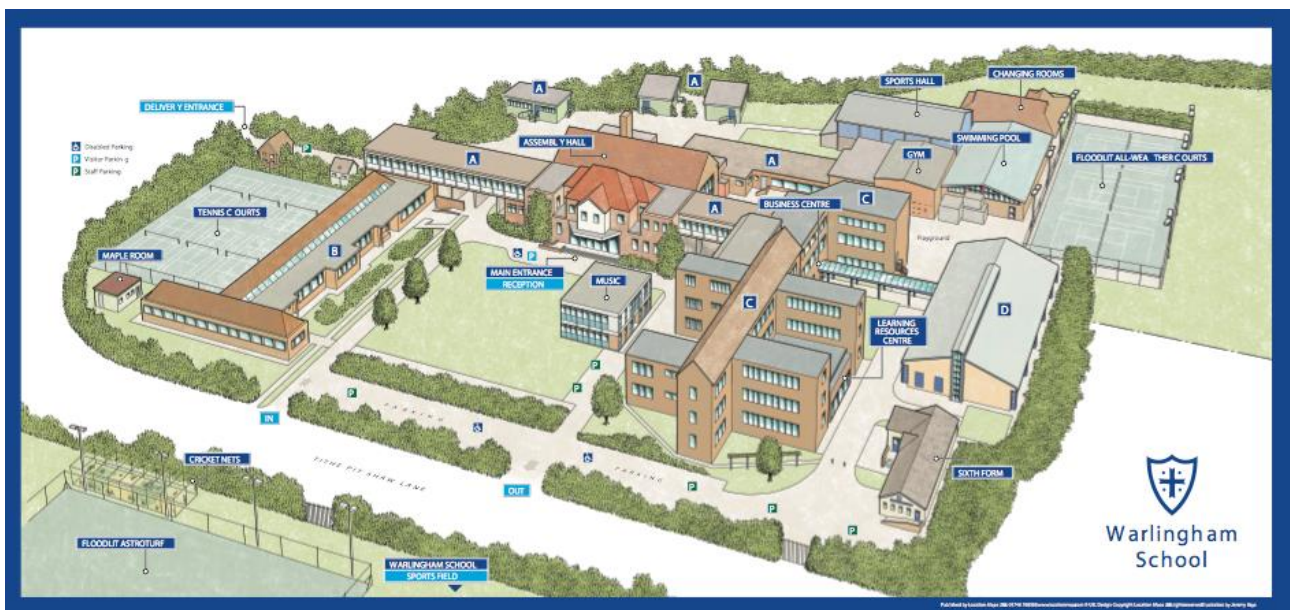
- \_\_\_\_\_
- \_\_\_\_\_

Do you think a map of your secondary school would help?

# Secondary School Maps

A map can help because it shows where all the different rooms are and the quickest way to get there.

Look at this secondary school map:



Can you find the learning resources centre?

Where is the assembly hall?

What do you think might be in the buildings marked A, B, C and D?



# Secondary School Lessons & Planners

Another big difference between primary school and secondary school is that you will have different subject lessons, in different classrooms with different teachers. For example, you may learn English, Maths, Science, French and Art in the same day, in different classrooms with different teachers! You can use your maps to begin with to find your way around school and between different classrooms.

But you do not need to worry about remembering all this information. When you first start at your secondary school, you will be given a **Planner** or **Contact Diary**. This is an important document as it contains lots of information about secondary school, has a diary for you to write in homework and other information for you.



# Secondary School Timetables

Your planner or contact diary will also have space for your **Timetable**. Your timetable will tell you:

- Which lessons you have on which days
- Where each lesson will be
- Which teacher will teach each lesson

Your timetable will also show you how many lessons you have on each day - this can be different depending which school you go to. At secondary school lessons are usually called '**periods**'. Some secondary schools will have 5 periods a day, some will have 6 or maybe 7.

Another difference from primary school, is that most secondary schools have a **two-week** timetable so your lessons will be different every other week.

Let's have a look at some secondary school timetables and see if we can answer some questions.

# Secondary School Timetable Examples

## Week A

	Mon A	Tues A	Wed A	Thu A	Fri A
<b>Registration</b> 8.30	FORM	FORM	FORM	FORM	FORM
<b>Period 1</b> 8.30-9.30	MATHS AC A12	ENG AHY C6	FR MME D9	SCI WFG L2	MATHS AC A12
<b>Period 2</b> 9.30-10.30	PHYS ED EC GYM	GEOG JSM B10	HIST WP B8	MUSIC SD M1	ENG AHY C6
<b>Break (10.30-11.00)</b>					
<b>Period 3</b> 11.00-12.00	DT AA R7	SCI WFG L2	RE BSG B6	FR MME D9	SCI WFG L2
<b>Period 4</b> 12.00-1.00	DRAMA SG STU 1	FR MME D9	DT AA R7	SCI WFG L2	ENG AHY C6
<b>Lunch (1.00-1.50)</b>					
<b>Period 5</b> 1.50-2.50	GEOG JSM B10	ART LOM F11	DT AA R2	MATHS AC A12	PHYS ED EC GYM

## Week B

	Mon B	Tues B	Wed B	Thu B	Fri B
<b>Registration</b> 8.20	FORM	FORM	FORM	FORM	FORM
<b>Period 1</b> 8.30-9.30	ART LOM F11	ENG AHY C6	MATHS AC A12	FR MME D9	MATHS AC A12
<b>Period 2</b> 9.30-10.30	ENG AHY C6	MATHS AC A12	PHYS ED EC GYM	SCI WFG L4	ENG AHY C6
<b>Break (10.30-11.00)</b>					
<b>Period 3</b> 11.00-12.00	FR MME D9	HIST WP B8	SCI WFG L2	RE BSG B6	GEOG JSM B10
<b>Period 4</b> 12.00-1.00	MATHS AC A12	DT AA R2	SCI WFG L2	ENG AHY C6	IT HJ L4
<b>Lunch (1.00-1.50)</b>					
<b>Period 5</b> 1.50-2.50	HIST WP B8	GEOG JSM B10	FR MME D9	DT AA R2	DRAMA SG STU 1

See if you can answer these questions using the timetable to help:



What lesson would you have Week A, Monday, Period 1?

---

What lesson would you have Week B, Wednesday, Period 5?

---

What time is lunch? \_\_\_\_\_

Which room are Maths lessons in? \_\_\_\_\_

How many periods are there between Break and Lunch?

---

Secondary school timetables can be a bit confusing to start with but most Year 7 pupils quickly work out how to use them.

***Remember - there are lots of people you can ask if you are confused.***

# Homework at Secondary School

At secondary school you will probably be asked to complete more homework than at primary school.

Why is it important to do homework?



- To finish work from a lesson
- To practice something you have learnt or learn something new
- To revise for a test or exam
- To show your teacher if you have understood the learning



It is a good idea to complete your homework on the evening it is given to you - this will help you to be organised with your time.

When your secondary school teacher gives you homework, they will probably ask you to write it down in your Planner or Contact Diary. The teacher may also record your homework on an online system which you can access via a computer at home.

Year 7 pupils often have lots of questions about homework - let's take the homework quiz on the next page to see how much you know!

# Homework Quiz



1. How long do you think you should spend doing homework each evening? \_\_\_\_\_

2. How many pieces of homework will you need to complete each evening? \_\_\_\_\_

3. What should you do if you feel confused or unsure about how to complete your homework? \_\_\_\_\_

\_\_\_\_\_



4. Why is it a good idea to go to Homework Club? \_\_\_\_\_

\_\_\_\_\_

5. What will happen if you don't complete your homework or forget to hand it into the teacher? \_\_\_\_\_

\_\_\_\_\_



## Homework Quiz Answers













1. In Year 7, pupils are usually expected to spend 20-30 minutes per subject on their homework.
2. You may be given one or two subjects each evening. This means you spend about one hour each evening completing homework - leaving lots of time for fun and relaxing too!
3. Ensure you understand your homework before leaving the lesson. If you forget or really do not understand, you can try your best, ask your parent or carer to help you or let your teacher know you need more help.
4. Homework Clubs are held in school at the end of the day. You can go there to complete your homework. There are teachers available to help you.
5. If you do not complete your homework or forget to hand it in, you may be asked to stay after school to complete it or get a mark which shows you have not done it. If you do this more than once, your teachers may not be happy and may speak to your parents to find out why you are not completing your homework.

***Remember - if you do not understand, ask your teacher, teaching assistant, parent or other trusted adult for help!***

# Equipment at Secondary School

Another difference between primary school and secondary school is you will need to bring your own equipment and keep it with you as you move between lessons throughout the day.

Look at the check list below and tick what you think you may need:

Secondary School Equipment Checklist:			
			
			
			
			
			
			



# Being organised

It is a good idea to pack your school bag the evening before your school day. This will mean you are organised and ready for school in the morning.



But how will you know what to take each day?

---

Would you take your PE kit to school every day?

---

Do you think you should pack your own school bag or ask an adult to do it for you?

---

What other items may you need to bring to school?

---



Let's practice packing your secondary school bag!

# Secondary School Rules



Can you think of two reasons why schools have rules?

1. \_\_\_\_\_
2. \_\_\_\_\_

We all have to follow rules throughout our lives. Rules are usually based on the law of the country. Rules are there to govern and protect us. Without rules in schools, school could be unsafe and not allow learning to take place.

These are examples of some secondary school rules:

- Treat all pupils, staff and equipment with respect
- Arrive on time for the school day and all your lessons with the correct equipment
- Full school uniform should be worn at all times
- Complete homework on time and to your best ability

You might not like or agree with all the rules in secondary school but if you do not follow them, you may get a sanction. This might mean getting a 'detention'. A detention is a school sanction for not following the rules and may mean you have to stay after school for a short time or miss your break time one day.

# Problem Solving

Let's do some problem solving to see whether you can follow instructions and not break the rules.



What might you do in these situations:

- You forget to hand your homework in?


---

- Your bus arrives late which makes you late for school?

---

- You talk with your friends during a lesson and the teacher tells you off for talking?

---



# Rules on Mobile Phones at Secondary School

You may have a mobile phone when you go to secondary school. Secondary schools have different rules about the use of mobile phones in school.

- Some secondary schools do not allow you to have mobile phones at school
- Some secondary schools allow you to have a mobile phone as long as it is switched off at all times and not seen or heard
- Some secondary schools may ask you to hand your mobile phone into a teacher each morning and collect it at the end of the day
- Some secondary schools allow you to use your mobile phones at break and lunch time only

It is important to follow the rules on mobile phones in your school.

See if you can find out what the rules on mobile phones are in your secondary school?



# Secondary School Uniform

You will need to wear school uniform at your secondary school.

Let's find out what your school uniform is like?

Draw a picture of you in your secondary school uniform:

*Do you need to wear a tie at your secondary school?*

*Let's practice tying ties!*



# Meeting and Making New Friends

At primary school, you have probably known the children in your class for a long time, feel comfortable and have made friends with some of them.

When you move from primary to secondary school, some of your friends may go to different secondary schools so you may not see them every day anymore.

Going to secondary school can be different because there will be lots of new children. You won't know everyone and it may take a bit of time to feel like you 'belong' in your new school.

The important thing to remember is **EVERYONE** will feel the same way and that you're not alone. It's actually a good opportunity to make new friends and learn from adults who have lots of knowledge in their own subjects.



Circle the things you are good at below:

Maths	Drawing	Gaming
Computing	Football	
Telling Jokes	Playing a musical instrument	
Netball		Cooking
Art	Making Friends	
Dancing		Martial Arts Cooking
Board Games	_____	

The things we are good at are sometimes known as our strengths. Everyone has strengths and interests as well as things they find more difficult. You might find it really easy to write computer codes or get the top level on a computer game whilst others may find this really difficult. You might be an amazing artist or you might find drawing really difficult.

This can be the same when meeting new people and making new friends. You may enjoy meeting new people and make friends really easily or you might find it difficult.

Where do you think you are on the friendship scale? (Circle a number)

I don't understand how to make friends

I think I am OK at making friends

I find it really easy to make new friends

1

2

3

4

5

6

7

8




9

10



There are some simple tips you can follow to make it easier to talk to someone new and start to make new friends.

You could try:

- Smiling at someone 
- Telling them your name and asking their name 
- Find out what they are interested in
- Talk about shared interests - you might both like computers/cars/cooking!
- Ask them what their favourite subject is? 

*Let's practice our making friends skills with each other!*



# "All About Me" Passport

Moving to secondary school is a different experience for all young people because all young people are different.

Completing an "All About Me" passport can help your secondary school get to know you, find out what is important to you, what support you need to achieve and learn and be happy in school.

Other Year 6 pupils shared this information about themselves:



*Let's have a look at the "All About Me" Passport on the next page.*

# All About me Passport by

---

<p>I am good at and enjoy:</p> <ul style="list-style-type: none"><li>•</li><li>•</li><li>•</li><li>•</li><li>•</li></ul>	<p>I would like my secondary school teachers to know that:</p> <ul style="list-style-type: none"><li>•</li><li>•</li><li>•</li><li>•</li></ul>
<p>I find it difficult to:</p> <ul style="list-style-type: none"><li>•</li><li>•</li><li>•</li><li>•</li></ul>	<p>I learn best when:</p> <ul style="list-style-type: none"><li>•</li><li>•</li><li>•</li><li>•</li></ul>
<p>Things which make me anxious:</p> <ul style="list-style-type: none"><li>•</li><li>•</li><li>•</li><li>•</li></ul>	<p>Things I can do to help myself:</p> <ul style="list-style-type: none"><li>•</li><li>•</li><li>•</li><li>•</li></ul>
<p>Anything else:</p>	




## Summary and Good Luck!

We have found out a lot of information about transition to secondary school. Can you remember all the things which may be different between primary and secondary school?

The timings of your school day	
How you travel to and from school	
Your secondary school will probably be bigger	
You will have lots of different subjects	
You will move around secondary school to different classrooms	
You will have different subject teachers	
You may have a two week timetable	
You may receive more homework	
You need to bring your own equipment	
You will need to follow different school rules	
You will need to follow mobile phone rules	
You need to wear secondary school uniform	
There will be lots more children and teachers	
Anything else you have learnt ...	

On the scale below, can you circle the number to show how you feel about transitioning to secondary school in September?

1 2 3 4 5 6 7 8 9 10

How would you describe that feeling: \_\_\_\_\_

Other Year 6 pupils have said this:

My brother says the pizza at lunch is great!


I'm worried that I will not understand the work

I'm excited to be more independent and travel to secondary school by bus

I will be sad not to see my primary school friends every day

I am really looking forward to doing science experiments

I might find the work harder but my teachers can help me



Good Luck at secondary school and enjoy becoming more independent in your lives and learning.

**REMEMBER** - *If you have a problem share it with a trusted adult to get the help you need.*

