


### **Turntaking**

- Roll a ball or pass a toy
- Take turns to complete the construction of something
- Copy an action
- Blow and pop bubbles
- Lift the flaps of a book

### **Action Songs and Rhymes**



### **Animal Antics**

Put some familiar animals on the table and make the sound an animal makes. The children take it in turns to find the animal.




### **Kim's Game**

Place 3 objects on a tray and then tell one child to close their eyes. Take one item away and ask the child which is missing (children may need some visual prompts)



### Musical Statues/Bumps

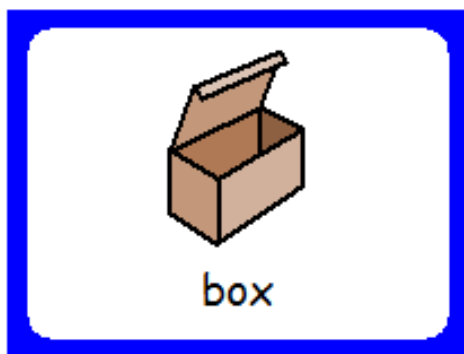


### Wait for it!

The children have to wait for a sound before they continue to move, post etc.



**Mrs Browning has a box**  
Sing to tune of Old  
Macdonald. Have an  
object in a box and the  
children have to listen to  
the noise it makes



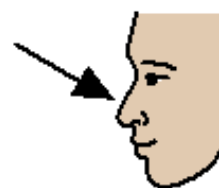
### **Pop it in the Post**

Have a selection of pictures or objects. Ask the children to find an object and post it in the post box.



### **Follow the Leader**

Ask the children to follow one instruction (eg touch your nose). Take turns or do as a group.



### **Feely Bag**

Collect some items related to your topic and allow the children to feel an object in a bag. The children could have an object to match to.



### **Hide and Seek**

Have objects on the table to hide a toy under. The children can then guess where the toy is. Model the word under.



### Who's in the box?

'Here is a box,  
Here is a lid  
I wonder what is inside?  
(make a sound)  
Why it's a ...  
Without any doubt  
Shall I take off the lid and  
let it come out?

### Tea Party

Have an imaginary tea party. give each child one/two/three objects. Teddy will ask for different objects. (eg I am thirsty. Where is my cup?)



### Simon Says

All instructions start with 'Simon says' and then each action finished with 'stop'.



stop